


RUTGERS  
New Jersey Agricultural  
Experiment Station

# 4-H

# Member Record Book

My 4-H Experiences & Accomplishments



Name: \_\_\_\_\_

Grade: \_\_\_\_\_ County: \_\_\_\_\_




# 4-H Member Record Book

## A Message to 4-H'ers:

- Record-keeping is an important part of every 4-H educational project.
- Many awards, educational trips and college scholarships are given to club members on the basis of their records and project work.
- Records show your 4-H club work progress. Keep this book from year to year and add to it. You may include up to three years' of 4-H work.
- A 4-H portfolio is designed to help you keep your records and other supporting materials in an orderly manner for each of your project areas.
- Do not alter the basic format of this book, but you can add additional pages to a section if more space is needed.

## Your 4-H Portfolio should contain the following sections:

- Section 1 - Member Record Book Cover
- Section 2 - 4-H Member Summary
- Section 3 - My 4-H Story
- Section 4 - 4-H Project Record
  - Include a Project Record for each project area you participate in:
    - Horse/Pony/VSE
    - Livestock
    - Dog
    - Rabbit, Small Animal & Herpetology
    - General (ex: Community Service, Woodworking, Small Engines)
- Section 5 - Photos & Supporting Materials





## GLOUCESTER COUNTY 4-H MEMBER SUMMARY

This record belongs to: \_\_\_\_\_  
*Name* *Year*

Mailing Address: \_\_\_\_\_  
*Street* *Apt. #*

\_\_\_\_\_ \_\_\_\_\_ \_\_\_\_\_  
*City/Town* *State* *Zip*

Please indicate age as of January 1st: \_\_\_\_\_

4-H Age for year completing: Please check  Junior (grade 4-8)  Senior (9-13)

Grade in School: \_\_\_\_\_ Years in 4-H: \_\_\_\_\_

4-H Club(s): \_\_\_\_\_

My 4-H goals for this year: \_\_\_\_\_

My 4-H projects this year; number of years in project:

Name of Project	# of Years	Name of Project	# of Years

**YEAR END SIGNATURES:**

I have completed this record and believe all information to be complete and accurate.

\_\_\_\_\_  
Member's Signature Date Parent/Guardian's Signature Date

\_\_\_\_\_  
Leader's Signature Date 4-H Faculty/Staff Signature Date





# GLOUCESTER COUNTY 4-H MEMBER SUMMARY

## My 4-H Story

(Add additional pages as needed)

**Acknowledgments:** Modified from the University of Maryland 4-H State Office 4-H Summary Record - 2017

*Cooperating Agencies: Rutgers, The State University of New Jersey, U.S. Department of Agriculture, and Boards of County Commissioners. Rutgers Cooperative Extension, a unit of the Rutgers New Jersey Agricultural Experiment Station, is an equal opportunity program provider and employer.*





## Gloucester County 4-H Small Animal Project Record

Name		4-H Age	
Primary Club Name			
Years in 4-H		Years in this Project	

Please indicate your Animal Project Area with an 'X'

Rabbit    
  Cavy    
  Small Animal    
  Herpetology    
  Other \_\_\_\_\_

What goals did you set for your project this year and did you achieve them?
1.
2.
3.

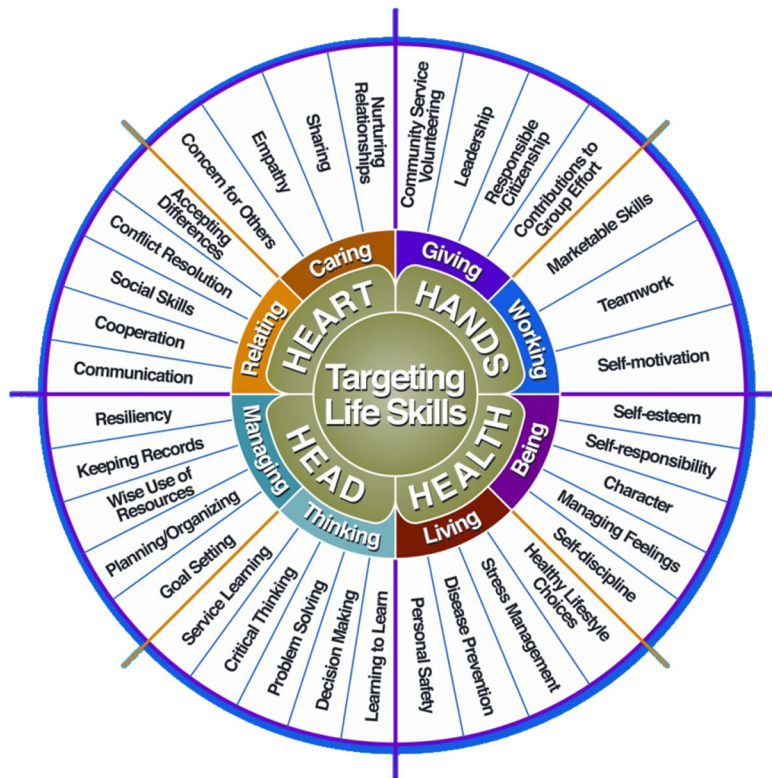
What were four things you learned from completing this project this year?
1.
2.
3.
4.

What is one thing you would like to improve or do differently with your project next year?

LIFE SKILLS	
Describe the Life Skills you used and what you learned in relation to your project.	
I used one or more of these Life Skills from the Targeting Life Skills Wheel	What I learned as a result of using this skill.
<b>HEAD</b> <i>Example: Decision Making</i>	<i>I learned that I needed to be sure to budget my money when purchasing my rabbit projects so I would have enough to cover all of my expenses.</i>
<b>HEART</b> <i>Example: Sharing</i>	<i>I learned how to give younger 4-H members pointers on how to fit and show their animals properly.</i>
<b>HAND</b> <i>Example: Community Service Volunteering</i>	<i>I took my lambs to the elementary schools "Ag Day" and I was able to teach and expose 100 students about my lamb project.</i>
<b>HEALTH</b> <i>Example: Managing Feelings</i>	<i>I learned to control my feelings when I became frustrated that my pig would not cooperate to get loaded on the trailer.</i>

I used one or more of these Life Skills from the Targeting Life Skills Wheel	What I learned as a result of using this skill.
<b>HEAD</b>	1. 2.
<b>HEART</b>	1. 2.
<b>HAND</b>	1. 2.
<b>HEALTH</b>	1. 2.

The diagram below shows many of the Life Skills learned in 4-H:



Courtesy of Iowa State University





**Table 4: Health and Veterinary Record and Expenses**  
 Record routine and emergency veterinary visits. Even if you are not directly responsible for these expenses, you must still complete these sections.

Date	Animal's Name	Reason For Treatment or Veterinary Visit	Treatment	Cost
<b>Total Veterinary Costs</b>				\$

**Table 5: All Other Expenses Record**  
 (Includes: Supplies, Equipment, Training, Treats, etc.)

Date	Expense	Cost
<b>Total Other Expenses</b>		\$

**Table 6: All Income**  
 (Include income from project animals include sale of animals/offspring)

Date	Income Explanation	Amount
<b>Total Income</b>		\$

**Financial Summary: Please make sure to use the above totals.**

Determine how much money you made or lost on your project animals. You can determine your profit (or loss) by:

**A. Add Income**

1. Value of Animals on Hand at End of Project (Table 1) \$ \_\_\_\_\_

2. All Income (Table 6) \$ \_\_\_\_\_

**Total Income (A)** \$ \_\_\_\_\_

**B. Add Expenses**

1. Project Animals Costs (Table 1 - Value at Start) \$ \_\_\_\_\_

2. Feed Expenses (Table 3) \$ \_\_\_\_\_

3. Health and Veterinary Expenses (Table 4) \$ \_\_\_\_\_

4. All Other Expenses (Table 5) \$ \_\_\_\_\_

**Total Expenses (B)** \$ \_\_\_\_\_

**Subtract B from A to get profit or loss**

**Grand Total (profit or loss)** \$ \_\_\_\_\_

Cooperating Agencies: Rutgers, The State University of New Jersey, U.S. Department of Agriculture, and Boards of County Commissioners. Rutgers Cooperative Extension, a unit of the Rutgers New Jersey Agricultural Experiment Station, is an equal opportunity program provider and employer.